



The new-generation Bosch Electric storage water heaters made with German engineering of exceptional quality, offer a reliable supply of hot water.

Every Bosch Tronic water heater tank is covered from the inside with layers of a unique glass ceramic developed in the Bosch Laboratory. The coating easily resists changes in pressure and temperature creating a more durable, longer lasting water heater. This technology prevents water contamination at all times even when not in use. Thanks to the glass ceramic coating, the tank is covered by a 5 year warranty.*



- Suitable for vertical or horizontal installation
- Simple control concept with precise, degree by degree temperature up to 70° - Temperature can be set with the soft touch pad
- Digital Temperature display with diagnostics
- Quick and easy replacement of existing appliances for modernization projects
- 32mm High Energy Efficiency advanced insulation, free from harmful compounds including CFCs
- Dry contact, Reversible Dry - Suitable for Hard Water - Double heating element does not come into contact with water
- Magnesium anode protection
- High Robust metal sheet cover
- Easy maintenance
- High Quality enamelled steel

50L

80L

100L





The new-generation Bosch Electric storage water heaters made with German engineering of exceptional quality, offer a reliable supply of hot water.

Every Bosch Tronic water heater tank is covered from the inside with layers of a unique glass ceramic developed in the Bosch Laboratory. The coating easily resists changes in pressure and temperature creating a more durable, longer lasting water heater. This technology prevents water contamination at all times even when not in use. Thanks to the glass ceramic coating, the tank is covered by a 5 year warranty.*



- Manual Temperature control
- Immersed heating element
- Quick and easy replacement of existing appliances for modernization projects
- Magnesium anode protection
- Easy maintenance
- High Quality enameled steel
- Top and bottom mounting for ease of use
- Slim models for those difficult spaces
- Capacities range from 10 Ltrs to 100 Ltrs

















50L

80L

100L





	10L	30L	50L	80L	100L
Kitchen Sink 	●	●●			
Washbasin 	●	●●			
Shower 			●	●●	
Bath 				●	●●
 	●	●	●●		
  				●	●●
 				●	●●
 					●
  					●

●● PERFECT ● RECOMMENDED

Technical Data. Tronic 8000		ES 050 5	ES 080 5	ES 100 5
Volume		50	80	100
Electric heater	Kw	2	2	2
Protection		Carbon Steel / Enamel layer on water side		
Insulation +4 mm	mm	32	32	32
Security valve		Yes	Yes	Yes
Net weight	kg+1 kg	Yes	Yes	Yes
Gross weight	kg+1kg	19.2	22.5	25.8
Mounting		Reversible	Reversible	Reversible
Standing losses per 24 hours (+10%)	kWh/24h	0.91	1.03	1.15
Heat up time to 50° (+10%)		1:49	2:10	2:54
Dimensions				
Width x height x depth (+10mm)	mm	470x585x486	470x810x486	470x960x486



	10L	30L	50L	80L	100L
Kitchen Sink	●	●●			
Washbasin	●	●●			
Shower			●	●●	
Bath				●	●●
	●	●	●●		
				●	●●
				●	●●
					●
					●

●● PERFECT ● RECOMMENDED

Technical Data. Tronic 1000T / 2000T		ES 010 5	ES 030 5	ES 050 5 B/S	ES 080 5 B/S/H	ES 100 5 B/H
Volume		10	30	50	80	100
electric heater	Kw		1.2	1.5	2	2
Protection		Carbon Steel / Enamel layer on water side				
Isolation +4 mm	mm	18	18	18	18	18
Thermostat and additional cutout		Yes	Yes	Yes	Yes	Yes
Security valve		Yes	Yes	Yes	Yes	Yes
Net Weight	kg+1kg		11.8	B17.7 / S17.6	21.4	24
Gross weight	kg+1kg		13.3	19.5	23.8	26.6
Mounting			Bottom	Bottom	Bottom Standard	Bottom Standard
Standing losses per 24 hours (+10%)	kWh/24h		0.9	1.23	1.34	B1.65 / H1.9
Heat up time to 50° (+10%)			1:27	1:56	B02:10 S02:10 H02:14	B02:55 H02:35
Dimensions						
Width x height x depth (+10mm)	mm		370 x 520 x 350	B460 x 550 x 440 S370 x 790 x 350	B460 x 780 x 440 S370 x 1130 x 350 H460 x 780 x 440	460 x 930 x 440

B=Basic, S=Slim, H=Horizontal

A: 300, St. Thomas Street Tarxien, TXN1602, MALTA.

M: +356 7989 3193 / T: +356 2789 3193

E: info@cooltekservices.com.mt

W: www.cooltekservices.com.mt

BOSCH TRONIC 1000T / 2000T Series